


Log In

Enter Email/Enter Password - Enter your valid e-mail address and the password provided by your security company.

Log In - Tap on Log In. When the e-mail address and password have been verified the User Code screen will display.

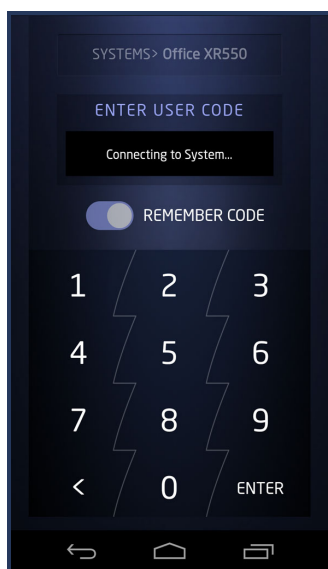
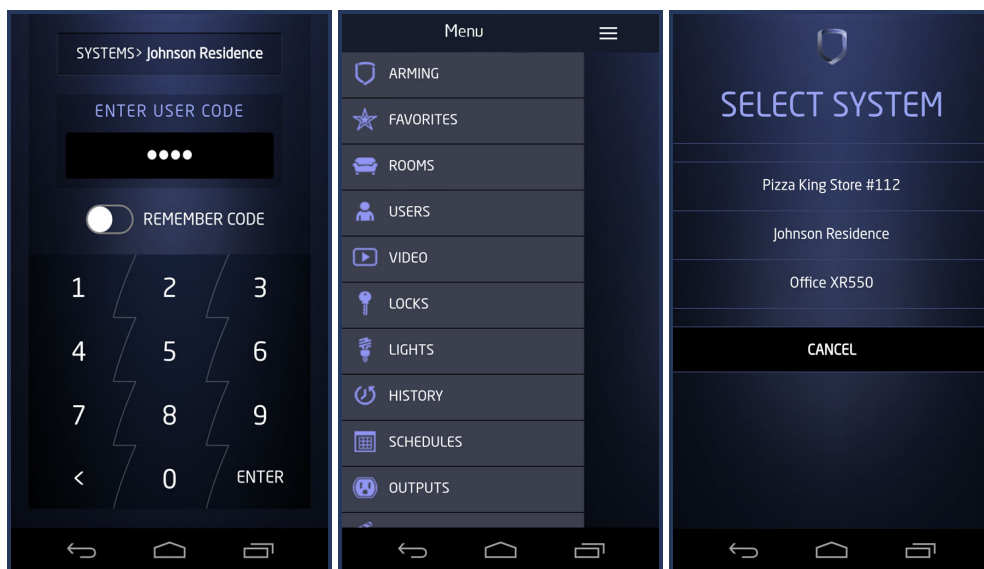


Enter User Code

SYSTEMS> - When tapped, displays a list of all available systems for this account.

ENTER USER CODE - Enter your User Code and tap the ENTER button. The User Code is authorized by the panel.

REMEMBER CODE toggle - When toggled the app will save the last User Code you entered in the User Code field.



Security Company Logo

After you have logged in:

Tap the Logo at the top of the screen to display contact information for your security company.

Tap the phone number to immediately call your security company.

Tap the e-mail address to send an email to your security company.

Tap the Facebook icon to go to your security company's Facebook page or the Twitter icon to go to your security company's Twitter page.

Tap the Logo again to return to the previous screen.

